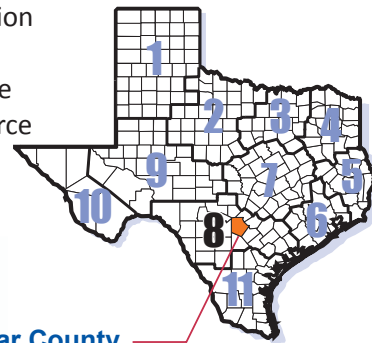


## 2012 Texas Selected Cancer Facts

## Bexar County

Texas Selected Cancer Facts are provided by the Texas Cancer Registry (TCR), a collaboration of the Texas Department of State Health Services, National Program of Cancer Registries-Centers for Disease Control and Prevention, and Cancer Prevention and Research Institute of Texas. The TCR is a statewide population-based registry that serves as the primary source of Texas cancer data. These data are used to measure the Texas cancer burden, progress in cancer prevention and control, and support a wide variety of cancer research.

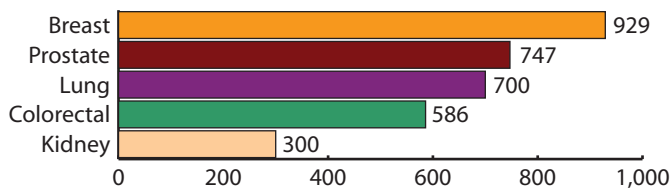


Bexar County

In 2012, it is estimated that there will be 6,627 new cancer cases and 2,382 cancer deaths in Bexar County.

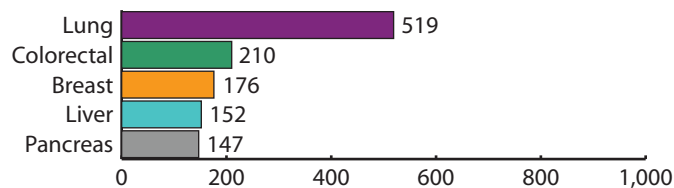
### Average Annual Number of New Cancer Cases and Deaths, 5 Leading Sites, 2005–2009

#### Incidence



The average annual number of all cancer cases in 2005-2009 was 6,158.

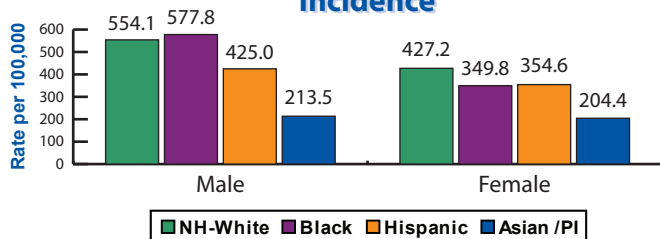
#### Mortality



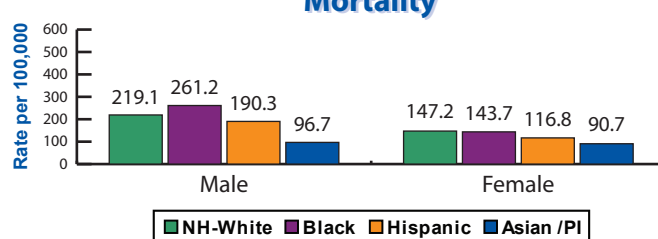
The average annual number of all cancer deaths in 2005-2009 was 2,262.

### Cancer Rates by Race, Ethnicity and Sex, 2005–2009

#### Incidence



#### Mortality



~ Rates not shown if number of cases is fewer than 16.

### Leading Childhood and Adolescent Cancers (Ages 0-19 Years) in Bexar County, 2000–2009

	N	% of Total
All Cancers Combined	869	100.0%
Leukemia (ICCC* Group I)	295	33.9%
Brain/Central Nervous System (III)	124	14.3%
Lymphoma (II)	110	12.7%
All Other Groups	340	39.1%

\*ICCC = International Classification of Childhood Cancer